

# Summer 2025 on IXL

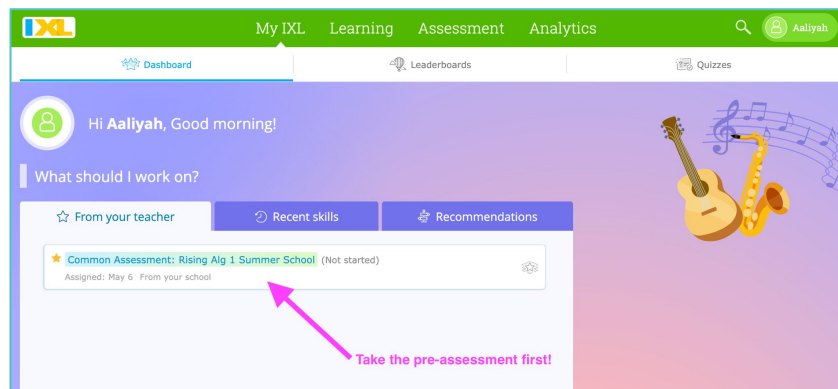
## STUDENT & FAMILY VIDEO: Watch before practicing

1

Sign in with Clever or use <https://www.ixl.com/signin/browardcps>

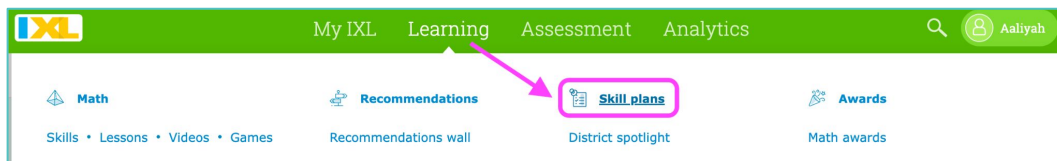
2

Take the pre-assessment first! This is found on the student dashboard after logging in. If there are multiple pre-assessments, take the one relevant to the grade level or course you are going into in the fall. **Assessment will be available starting on June 9th.**




3

Hover over Learning, click on Skill Plans.



4

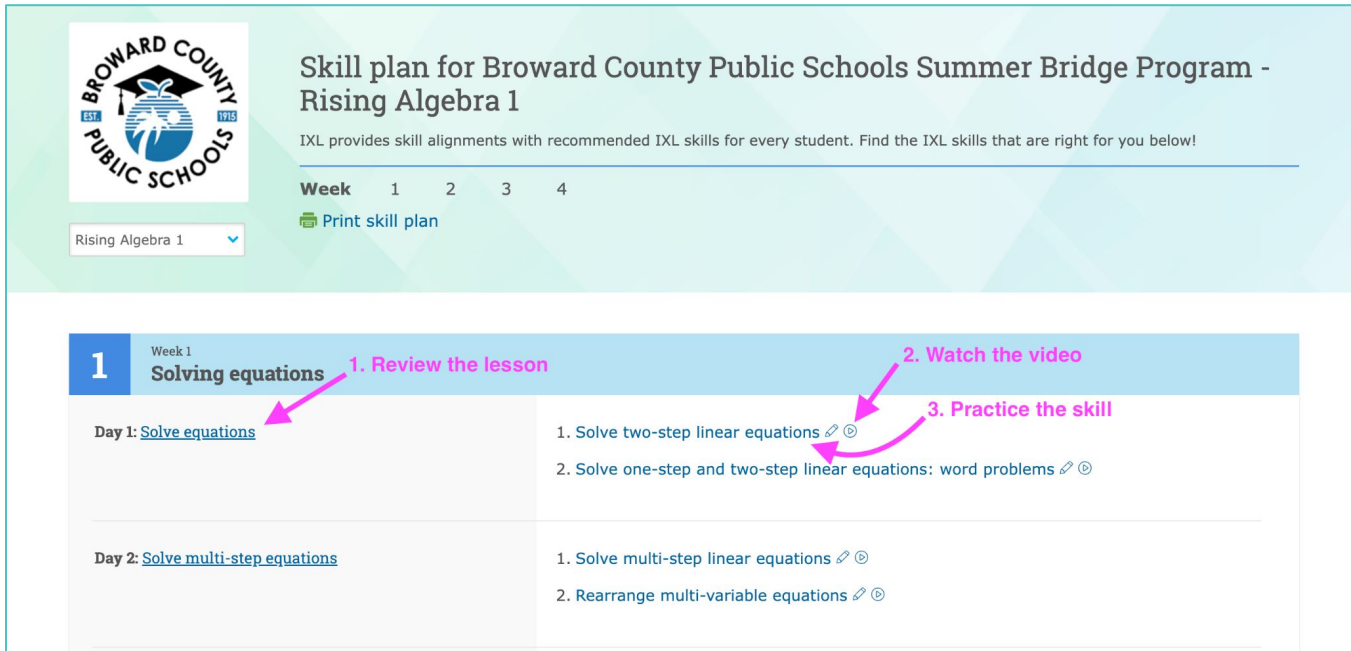
Choose the Broward County Public Schools Summer Bridge Program and select the grade or course you are going into in the fall. **Materials will be available starting on June 9th.**



5

Once in the Skill Plan:

1. Click on the lesson name on the left to review the lesson.
2. Watch the instructional video.
3. Practice the skill.



**Skill plan for Broward County Public Schools Summer Bridge Program - Rising Algebra 1**

IXL provides skill alignments with recommended IXL skills for every student. Find the IXL skills that are right for you below!

Week 1 2 3 4

[Print skill plan](#)

Week 1	Solving equations
Day 1: <a href="#">Solve equations</a>	1. Solve two-step linear equations <a href="#">✎</a> <a href="#">Ⓢ</a> 2. Solve one-step and two-step linear equations: word problems <a href="#">✎</a> <a href="#">Ⓢ</a>
Day 2: <a href="#">Solve multi-step equations</a>	1. Solve multi-step linear equations <a href="#">✎</a> <a href="#">Ⓢ</a> 2. Rearrange multi-variable equations <a href="#">✎</a> <a href="#">Ⓢ</a>

6

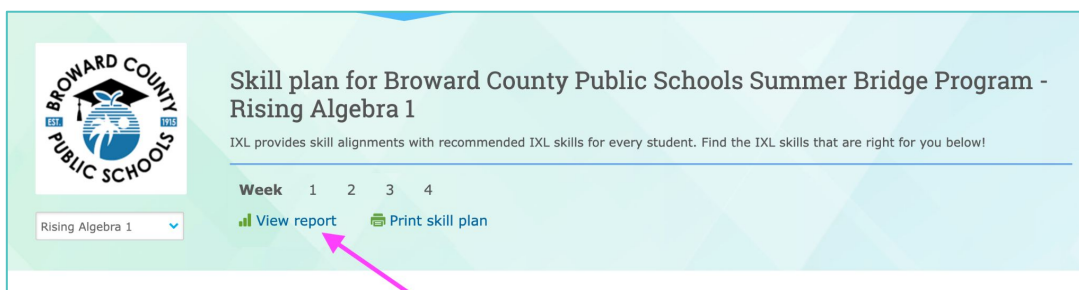
Practice to Proficiency. Reach a SmartScore of 80 and build from there if you feel ready.

***If you feel stuck, practice the prerequisite skills at the bottom of the current skill.***



7

At the top of the skill plan, click “View report” to monitor your progress.



**Skill plan for Broward County Public Schools Summer Bridge Program - Rising Algebra 1**

IXL provides skill alignments with recommended IXL skills for every student. Find the IXL skills that are right for you below!

Week 1 2 3 4

[View report](#) [Print skill plan](#)

8

At the end of the summer, take the post-assessment to see how much you’ve grown over the summer!